



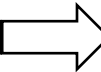
abicom

ASSOCIAÇÃO BRASILEIRA DOS
IMPORTADORES DE COMBUSTÍVEIS

Abicom Report Import Parity Prices (IPP) June 2023

HIGHLIGHTS – June

- In average, at the analyzed ports/hubs, **the IPP for Diesel was negative (Arb closed) every day of the month, reaching –R\$0.25/L** below of Import Parity Prices (IPP).
- In average, at the analyzed ports/hubs, **the IPP for Gasoline was negative (Arb closed) every day of the month, reaching –R\$0.24/L** below of Import Parity Prices (IPP).
- The price of Brent, heating oil (diesel oil) and RBOB (gasoline) **experienced a slight fall in the middle of the month, followed by an appreciation and a strong devaluation, ending the month at a higher level than at the beginning of the month..**
- The exchange rate (FX) continues to pressure internal prices, **at levels above R\$4.70/US\$ during the month, reaching a peak of R\$5.04/US\$ and closing the month at R\$4.81/US\$.**
- Sea Freight, Gulf of Mexico to Southeast Brazil, **opened the month at a high of 40 US\$/m³, experiencing a reduction until the middle of the month to 28 US\$/m³, followed by a recovery and ended the month also at the 40 US\$/m³ level.**
- The Renewable Volume Obligation (RVO) discounts were stable – variation from **0.1700 US\$/gal to 0.1886 US\$/gal.**



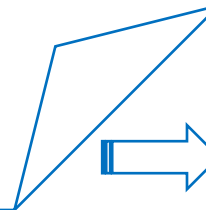
DAYS WITH ARB OPEN OR CLOSED – DIESEL OIL – June

■ Below the IPP

■ Above the IPP



➤ Above Import Parity Prices (IPP) also considers AT PAR days.



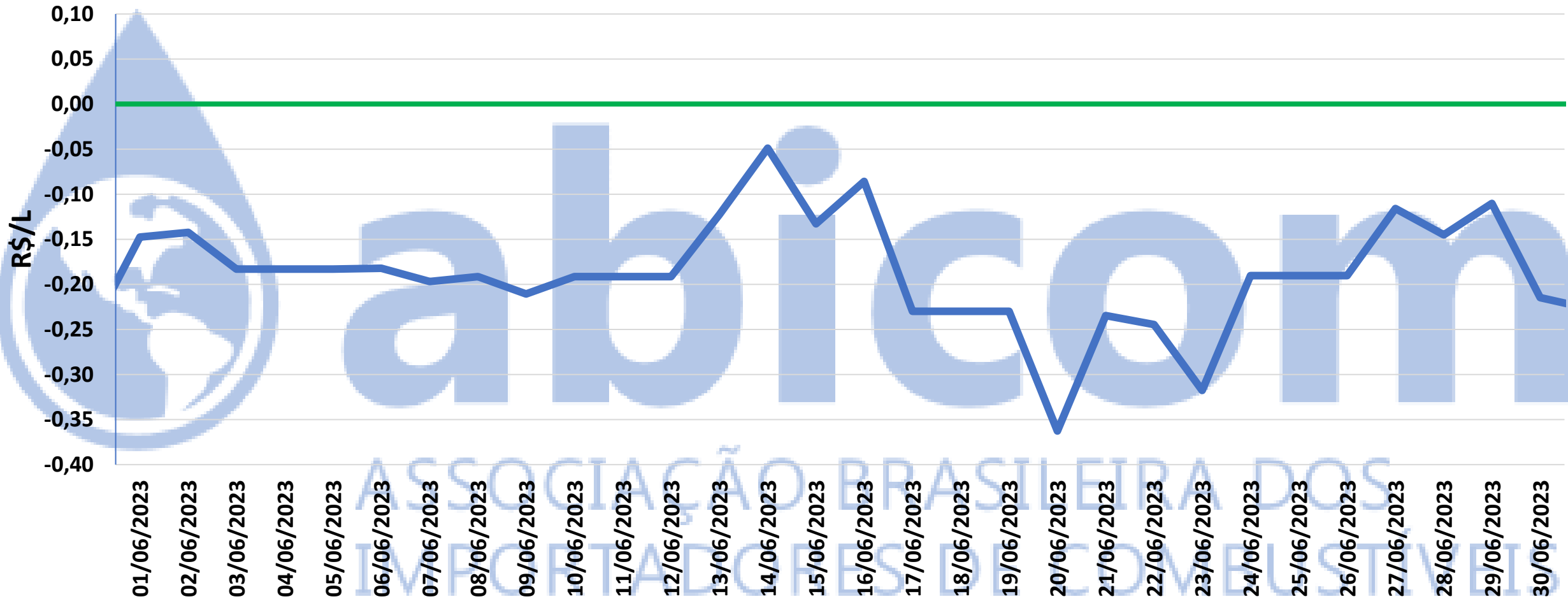
DAYS WITH ARB OPEN OR CLOSED – GASOLINE – June



➤ Above Import Parity Prices (IPP) also considers AT PAR days.

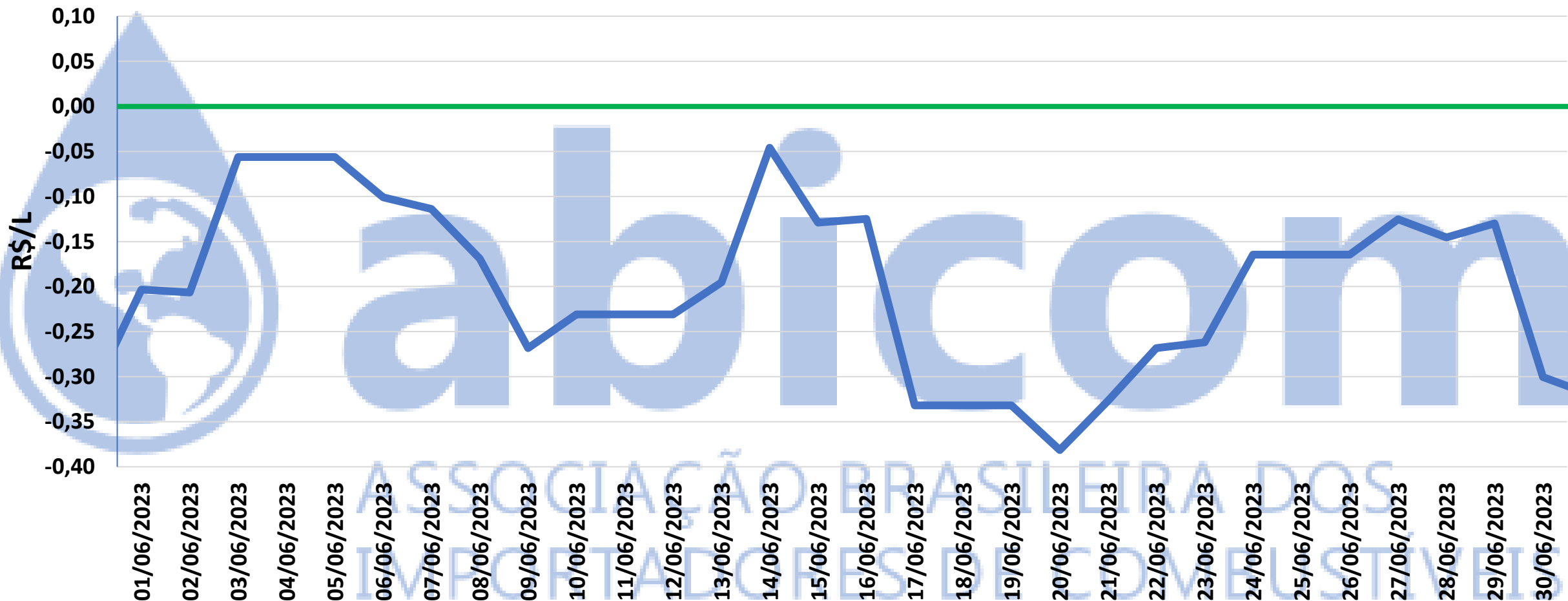


NATIONAL AVERAGE DISAGREEMENT IN DIESEL OIL A: LOCAL AVG PRICES vs IMPORT PARITY PRICES (IPP)

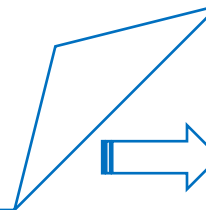


- Maximum Lag of -R\$ 0.36/L on June 20th.
- Minimum Lag of -R\$ 0.05/L on June 14th.

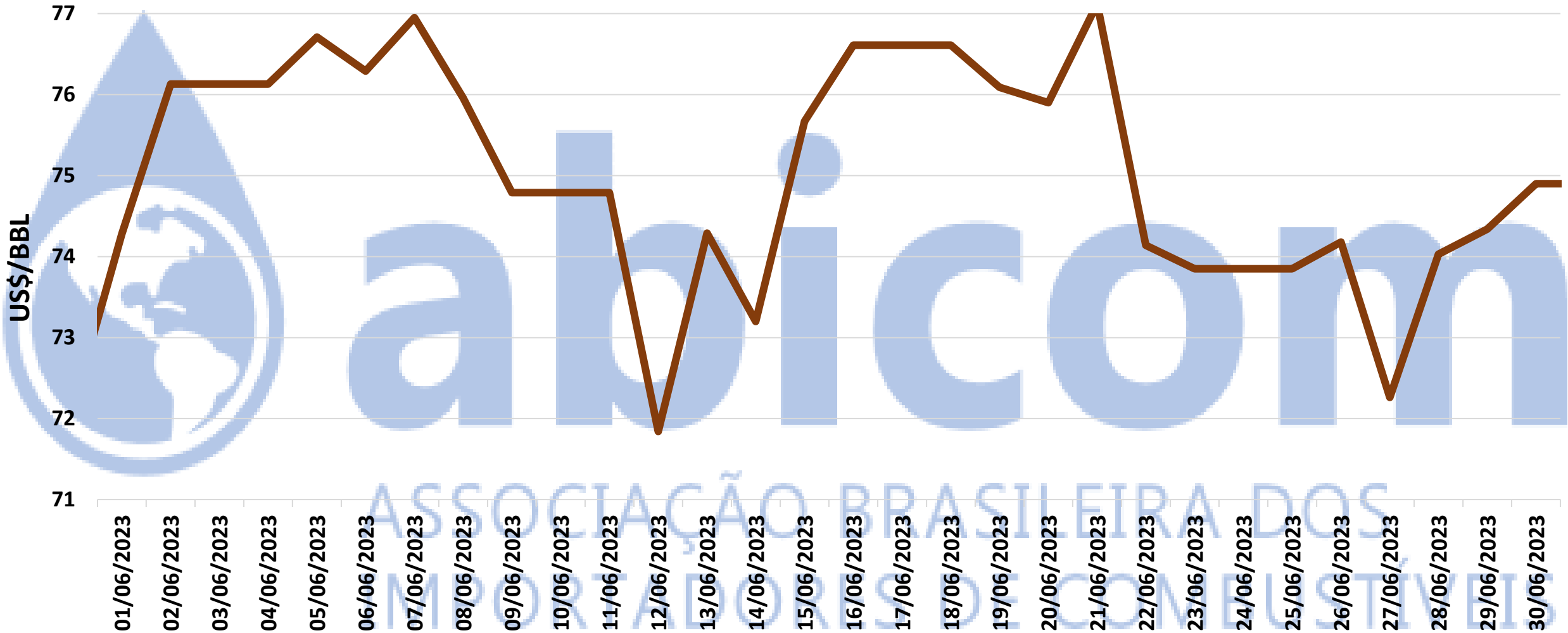
NATIONAL AVERAGE DISAGREEMENT IN GASOLINE A: LOCAL AVG PRICES vs IMPORT PARITY PRICES (IPP)



- Maximum Lag of -R\$ 0.38/L on June 20th.
- Minimum Lag of -R\$ 0.05/L on June 14th.



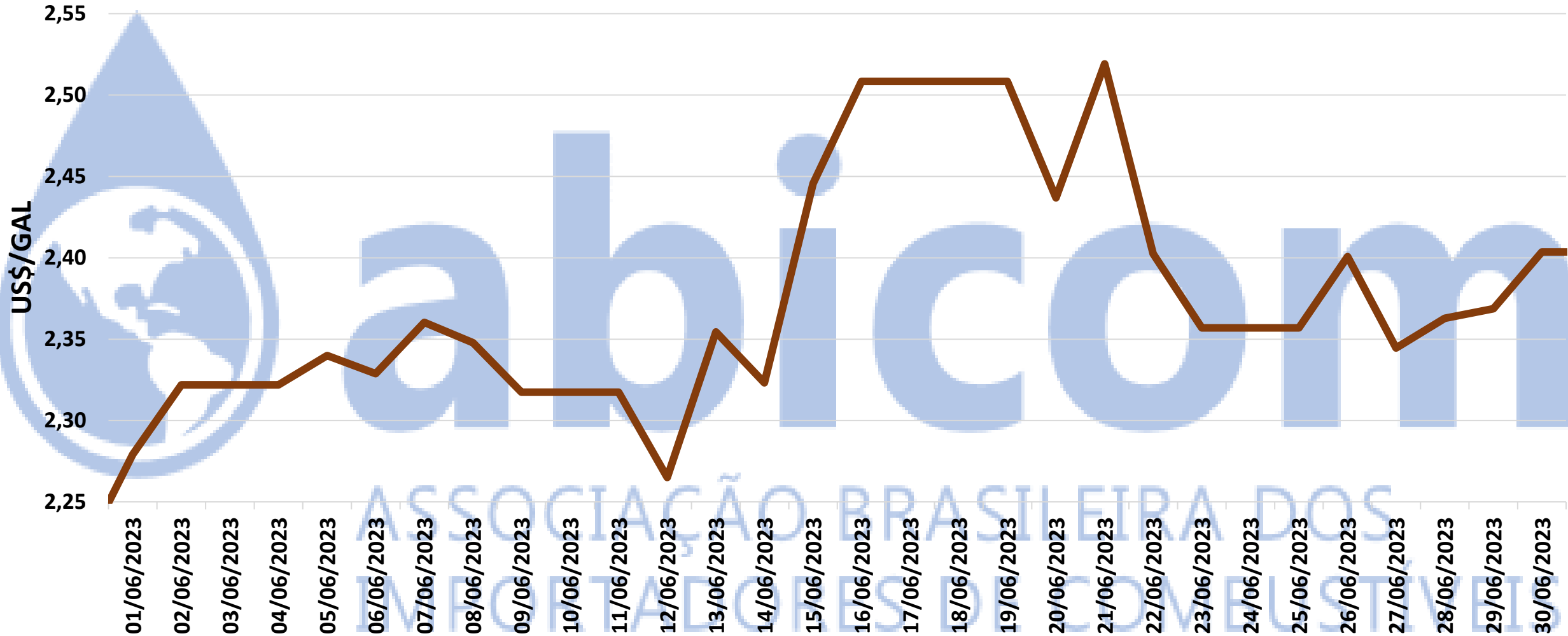
BRENT PRICES



- Maximum Price of ≈ 77 US\$/bbl on June 21th.
- Minimum Price of ≈ 72 US\$/bbl on June 12th.



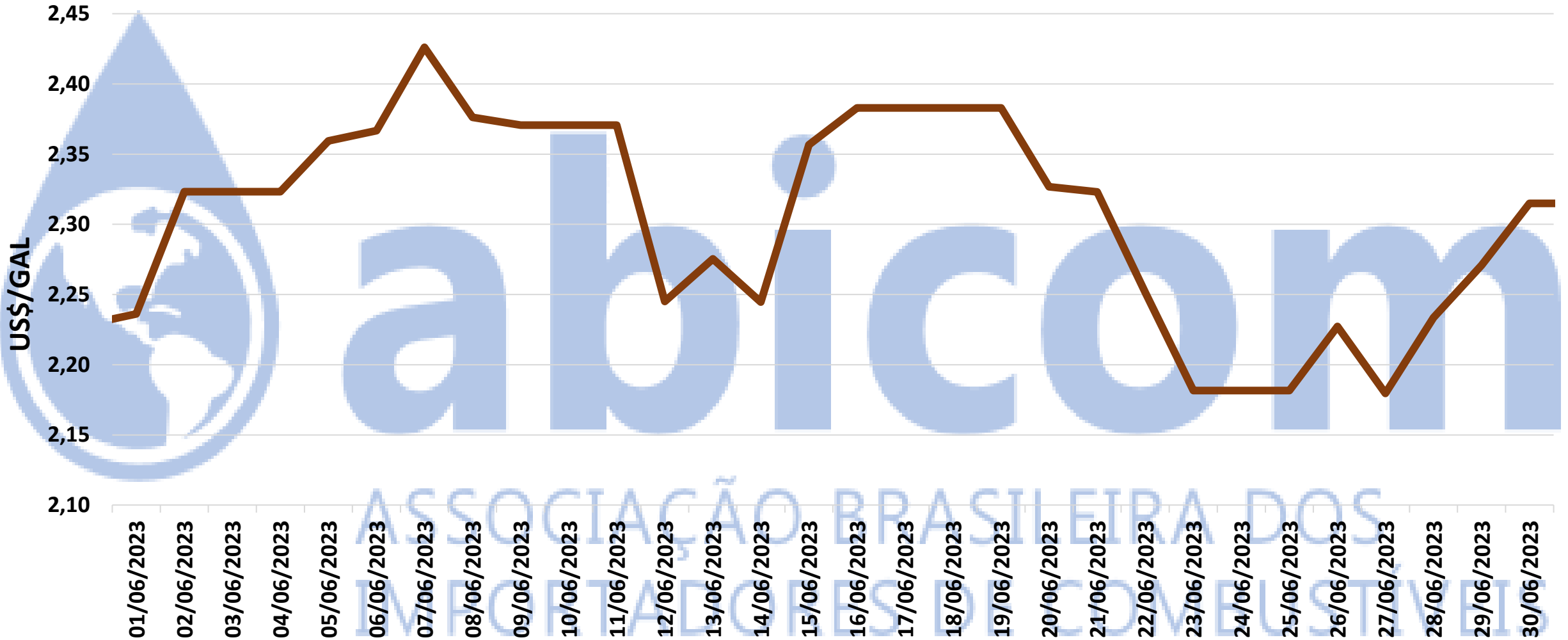
DIESEL (HO) PRICES



➤ Maximum Price of ≈ 2.52 US\$/gal on June 21th.

➤ Minimum Price of ≈ 2.26 US\$/gal on June 12th.

GASOLINE (RBOB) PRICES



➤ Maximum Price of ≈ 2.43 US\$/gal on June 07th.

➤ Minimum Price of ≈ 2.26 US\$/gal on June 23th, 24th, 25th and 27th

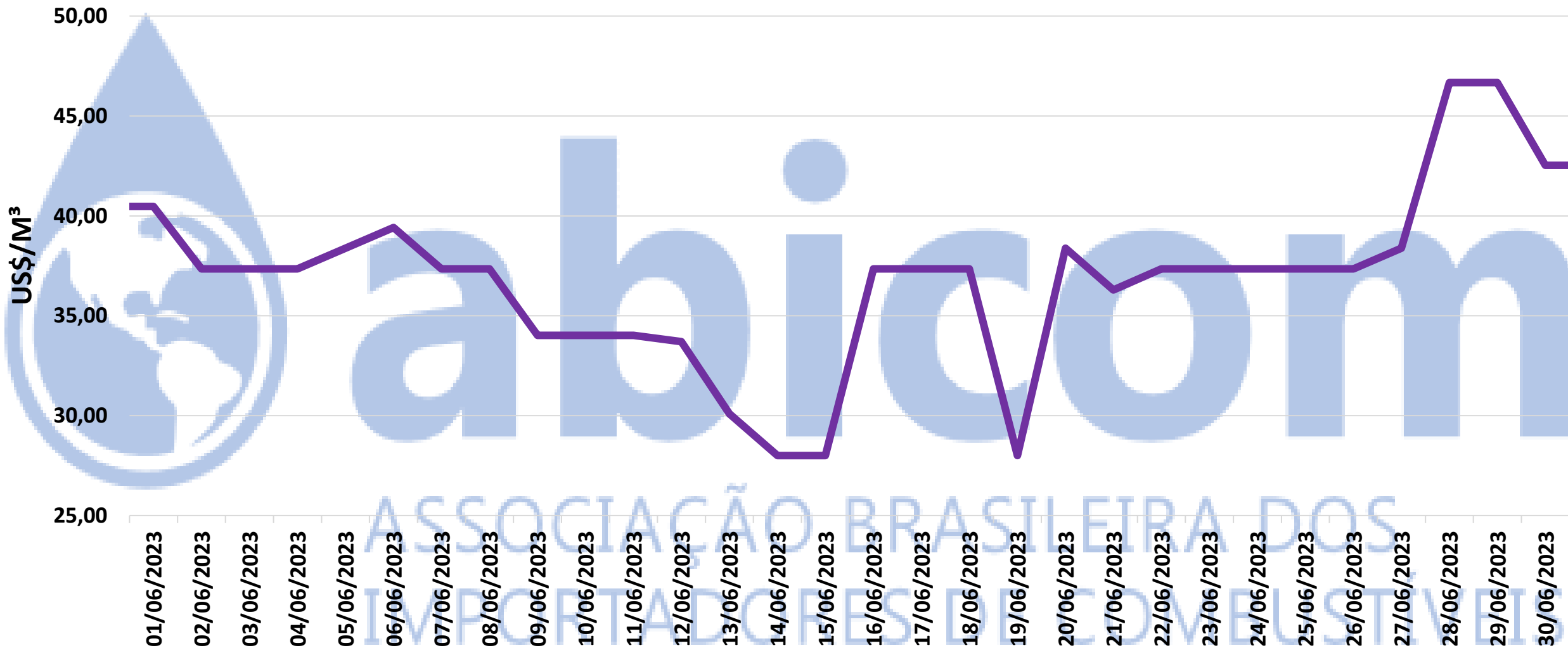
FX – EXCHANGE RATE (REAL BR / DOLAR USA)



➤ **Maximum Rate of ≈ 5.04 R\$/US\$ on June 01st.**

➤ **Minimum Rate of ≈ 4.77 R\$/US\$ on June 26th.**

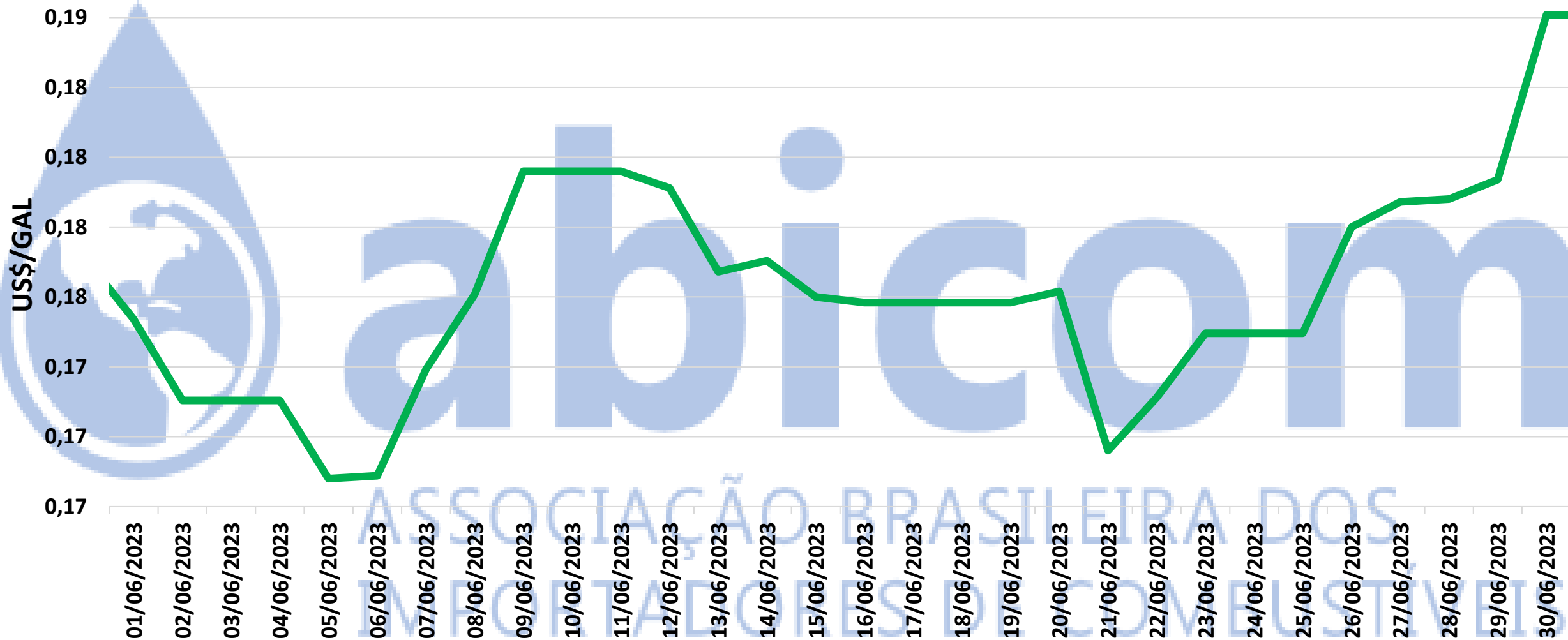
SEA FREIGHT – Gulf (USA) x Southeast (Brazil)



➤ Maximum Price of ≈ 47 US\$/M³ on June 28th and 29th

➤ Minimum Price of ≈ 28 US\$/M³ on June 14th, 15th and 19th

RENEWABLE VOLUME OBLIGATIONS (RVO)



- Maximum Discount of ≈ 0.1886 US\$/GAL on June 29th and 30th.
- Minimum Discount of ≈ 0.1700 US\$/GAL on June 05th and 06th.

DID YOU LIKE ABICOM'S INFORMATION?

**SAVE TO ACCESS WHEN YOU WANT AND AS
SHARE!!!**



LIKE



COMENT



SHARE



AND SAVE!